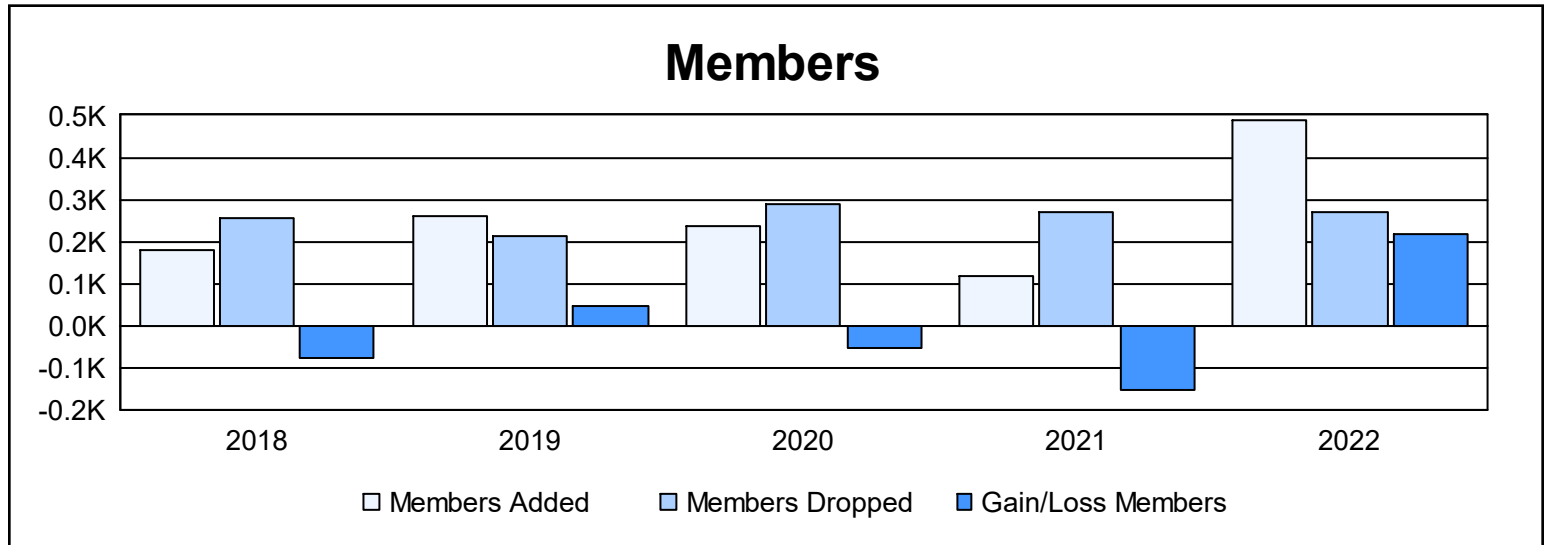
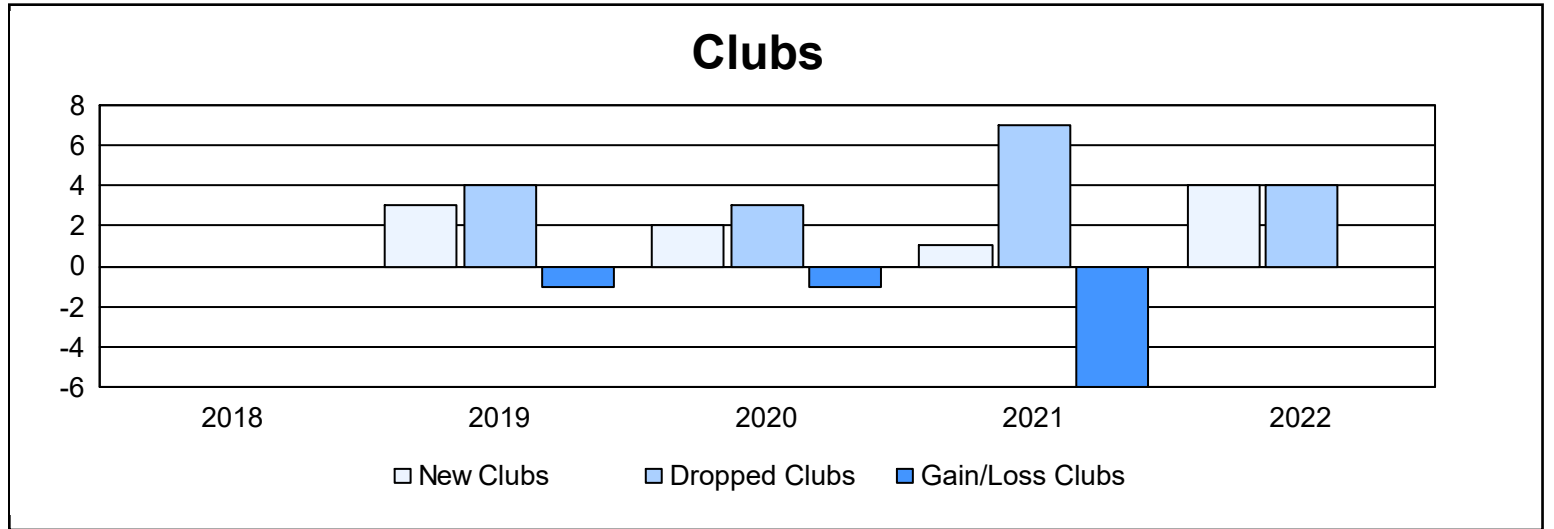
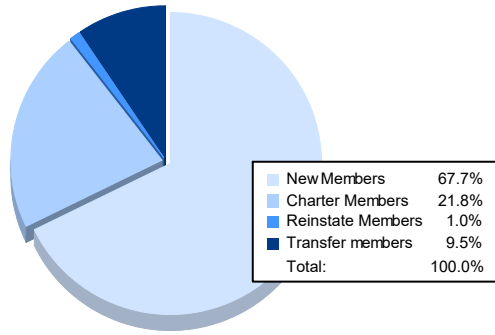


| Year | New Clubs | Dropped Clubs | Gain/ Loss Clubs | New Members | Charter Members | Reinstate Members | Transfer Members | Total Member Added | Total Members Dropped | Gain/ Loss Members |
|----------------|-----------|---------------|------------------|-------------|-----------------|-------------------|------------------|--------------------|-----------------------|--------------------|
| 2017-2018 | 0 | 0 | 0 | 134 | 12 | 13 | 20 | 179 | 255 | -76 |
| 2018-2019 | 3 | 4 | -1 | 167 | 71 | 5 | 15 | 258 | 211 | 47 |
| 2019-2020 | 2 | 3 | -1 | 157 | 61 | 12 | 5 | 235 | 287 | -52 |
| 2020-2021 | 1 | 7 | -6 | 67 | 37 | 6 | 6 | 116 | 268 | -152 |
| 2021-2022 | 4 | 4 | 0 | 329 | 106 | 5 | 46 | 486 | 268 | 218 |
| Average | 2 | 4 | -2 | 171 | 57 | 8 | 18 | 255 | 258 | -3 |



Membership Composition June 2022 Cumulative



Gender Composition June 2022 Cumulative

